

Double stage Lateral Channel Blowers

Compressor - 50Hz


X2.42 SM

Air Control Industries
Global Air Movement Specialists since 1969



Main Features

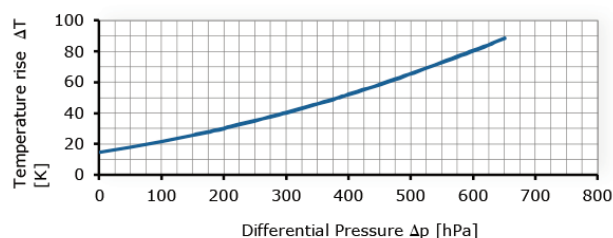
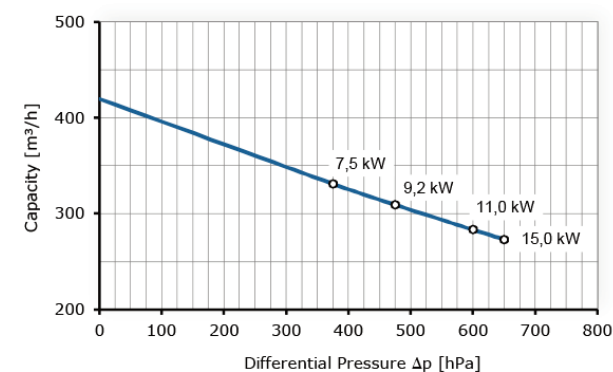
- Compliance with the Machinery Directive 2006/42/CE
- Maximum flow: 420 m³/h
- Maximum Pressure: 650 mbar
- Aluminium alloy parts
- Motors manufactured in conformity to EN 60034-1 / IEC 60034-1
- Suitable for horizontal and vertical installation
- Inlet / Outlet ports: G4"



Technical Data for 50Hz - 2 poles - Three-Phase Motors [5]

Order Code	Maximum flow [m³/h]	Maximum Differential Pressure Δp [hPa]	Electric Motor data			Noise level Lp [3] [dB (A)]	Weight [kg]
			Installed Power [kW]	Voltage [2] Δ/Y [V]	Rated Amps Δ/Y [A]		
X2.42-7.5	420	375	7,5	400/690	14,9 / 8,6	79,5	95
X2.42-9.2	420	475	9,2	400/690	17,6 / 13,1	80,0	100
X2.42-11.0	420	600	11,0	400/690	20,5 / 11,9	80,5	102
X2.42-15.0	420	650	15,0	400/690	29,2 / 16,9	81,0	105

Performance Diagrams [50Hz] [1]

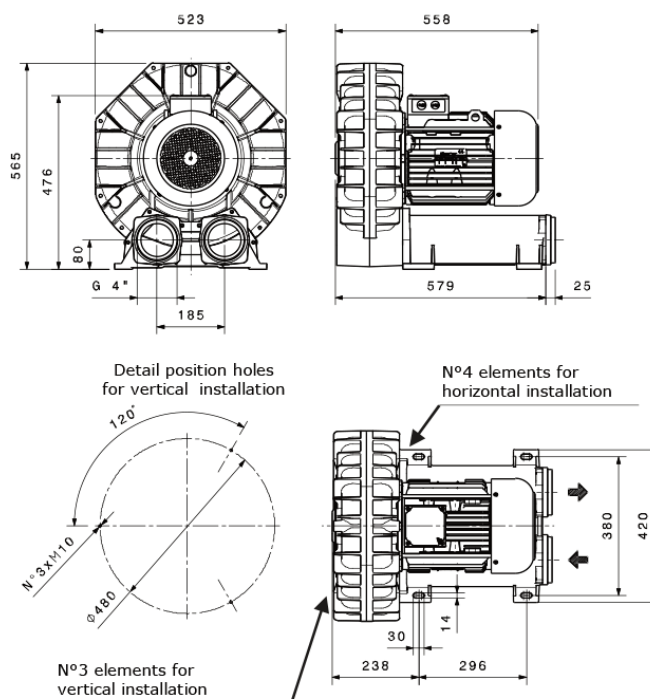


Notes:

- Performance curves refer to operative conditions to air at 15°C temperature and 1013 hPa (abs) pressure measured at inlet port. Tolerance on capacity and temperature values: +/-10%. 1 hPa = 1 mbar
- Allowed tolerance for supplied voltage: +/-10%.
- Noise measured at 1 meter distance in accordance to EN ISO 3744, tolerance: +/-3 dB (A).
- Tolerance about dimensions according to: ISO 2768-c.
- For use with frequencies different from 50Hz, refer to variable frequency table.

For proper installation and safe use of the blower it must be equipped with relief valve and air filter.
For further details ask for the Compressor connection diagram.

Overall Dimensions [mm] [4]



Data subject to change without prior notice.

Tel: ++44(0)1297 529242
www.aircontrolindustries.com