

# Single stage Lateral Channel Blowers


## Exhauster - 50Hz

### X1.40 SM

#### Main Features

CE Compliance with the Machinery Directive 2006/42/CE

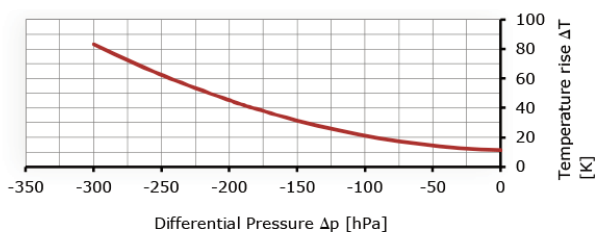
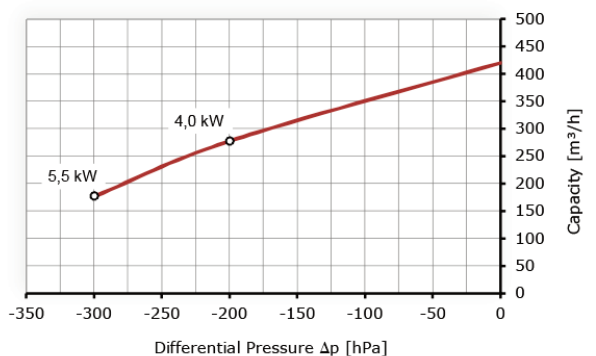
- Maximum flow: 420 m³/h
- Maximum Vacuum: -300 mbar
- Aluminium alloy parts
- Motors manufactured in conformity to EN 60034-1 / IEC 60034-1
- Suitable for horizontal and vertical installation
- Inlet / Outlet ports: G3"



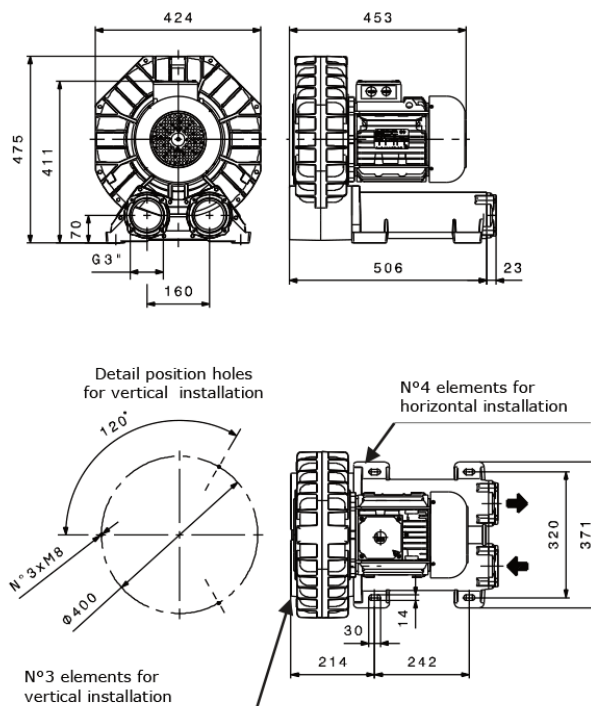
#### Technical Data for 50Hz - 2 poles - Three-Phase Motors [5]

Order Code	Maximum flow [m³/h]	Maximum Differential Pressure $\Delta p$ [hPa]	Electric Motor data			Noise level Lp [3] [dB (A)]	Weight [kg]
			Installed Power [kW]	Voltage [2] $\Delta/Y$ [V]	Rated Amps $\Delta/Y$ [A]		
<b>X1.40-4.0</b>	420	-200	4,00	230/400	13,0 / 7,5	75,5	55
<b>X1.40-5.5</b>	420	-300	5,50	400/690	10,8 / 6,2	76,0	64

#### Performance Diagrams [50Hz] [1]



#### Overall Dimensions [mm] [4]



#### Notes:

- (1) Performance curves refer to operative conditions to air at 15°C temperature measured at inlet port and a pressure of 1013 hPa (abs) at outlet port. Tolerance on capacity and temperature values: +/-10%. 1 hPa = 1 mbar
- (2) Allowed tolerance for supplied voltage: +/-10%.
- (3) Noise measured at 1 meter distance in accordance to EN ISO 3744, tolerance: +/-3 dB (A).
- (4) Tolerance about dimensions according to: ISO 2768-c.
- (5) For use with frequencies different from 50Hz, refer to variable frequency table.

For proper installation and safe use of the blower it must be equipped with relief valve and air filter.

For further details ask for the Exhauster connection diagram.