


Double stage Lateral Channel Blowers

Exhauster - 50Hz

X2.42 SM

Main Features

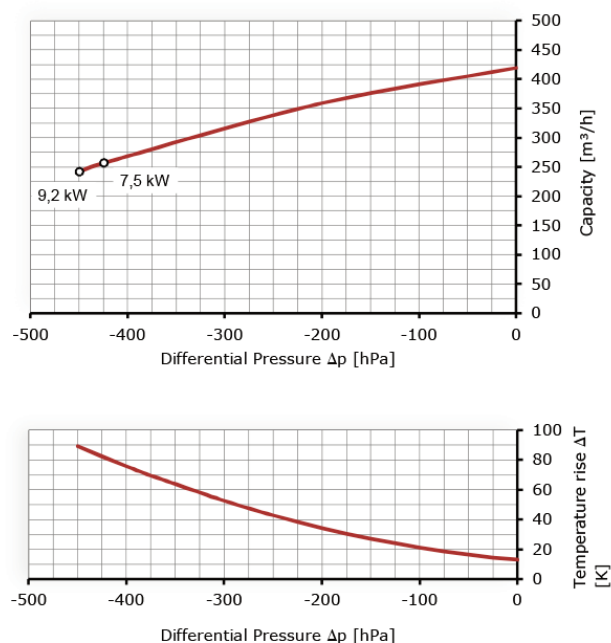
- CE Compliance with the Machinery Directive 2006/42/CE
- Maximum flow: 420 m³/h
- Maximum Vacuum: -450 mbar
- Aluminium alloy parts
- Motors manufactured in conformity to EN 60034-1 / IEC 60034-1
- Suitable for horizontal and vertical installation
- Inlet / Outlet ports: G4"



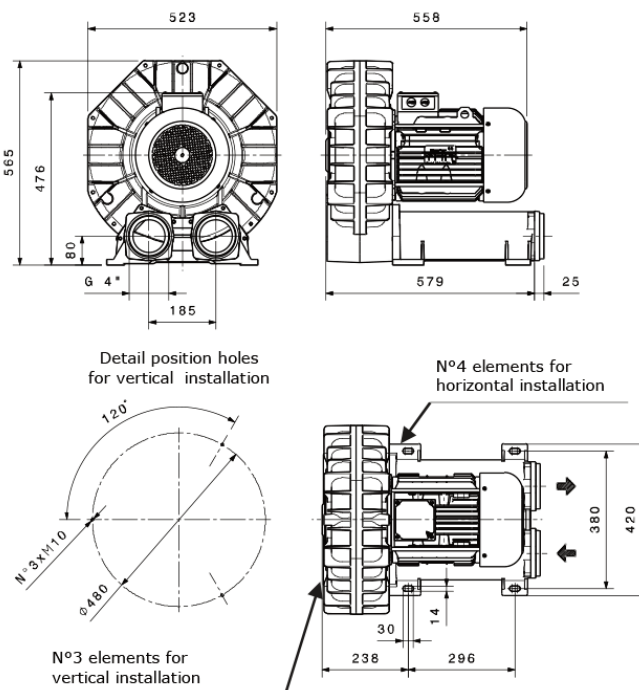
Technical Data for 50Hz - 2 poles - Three-Phase Motors (5)

Order Code	Maximum flow	Maximum Differential Pressure Δp	Electric Motor data			Noise level Lp (3)	Weight
	[m ³ /h]	[hPa]	Installed Power [kW]	Voltage (2) Δ/Y [V]	Rated Amps Δ/Y [A]	[dB (A)]	[kg]
X2.42-7.5	420	-425	7,5	400/690	14,9 / 8,6	80,0	95
X2.42-9.2	420	-450	9,2	400/690	19,0 / 10,4	80,5	100

Performance Diagrams [50Hz] (1)



Overall Dimensions [mm] (4)



Notes:

- (1) Performance curves refer to operative conditions to air at 15°C temperature measured at inlet port and a pressure of 1013 hPa (abs) at outlet port. Tolerance on capacity and temperature values: +/-10%. 1 hPa = 1 mbar
- (2) Allowed tolerance for supplied voltage: +/-10%.
- (3) Noise measured at 1 meter distance in accordance to EN ISO 3744, tolerance: +/-3 dB (A).
- (4) Tolerance about dimensions according to: ISO 2768-c.
- (5) For use with frequencies different from 50Hz, refer to variable frequency table.

For proper installation and safe use of the blower it must be equipped with relief valve and air filter.
For further details ask for the Exhauster connection diagram.