


# Double stage Lateral Channel Blowers Compressor - 50Hz D2.85 SM

Air Control Industries  
Global Air Movement Specialists since 1969



## Main Features

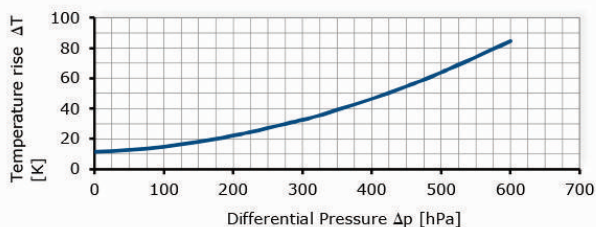
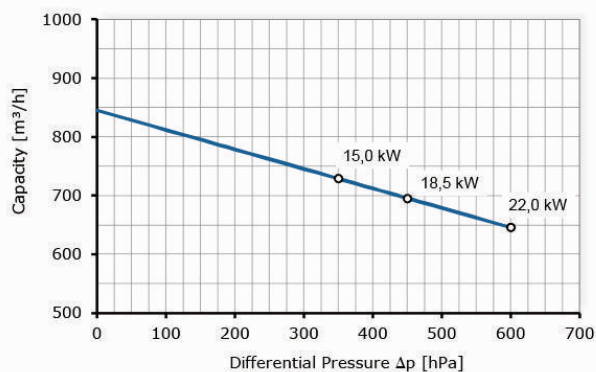
- CE Compliance with the Machinery Directive 2006/42/CE
- Maximum flow: 846 m<sup>3</sup>/h
- Maximum Pressure: 600 mbar
- Aluminium alloy parts
- Motors manufactured in conformity to EN 60034-1 / IEC 60034-1
- Suitable for horizontal installation
- Inlet / Outlet ports: G4"



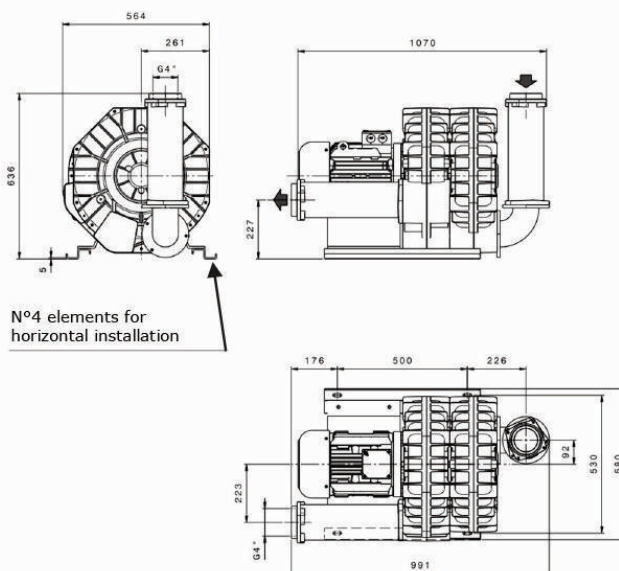
## Technical Data for 50Hz - 2 poles - Three-Phase Motors (5)

Order Code	Maximum flow [m <sup>3</sup> /h]	Maximum Differential Pressure $\Delta p$ [hPa]	Electric Motor data			Noise level Lp (3) [dB (A)]	Weight [kg]
			Installed Power [kW]	Voltage (2) $\Delta/Y$ [V]	Rated Amps $\Delta/Y$ [A]		
D2.85-15.0	846	350	15,0	400/690	29,2 / 16,9	85,5	149
D2.85-18.5	846	450	18,5	400/690	34,8 / 20,1	87,0	170
D2.85-22.0	846	600	22,0	400/690	29,2 / 16,9	89,0	185

## Performance Diagrams [50Hz] (1)



## Overall Dimensions [mm] (4)



### Notes:

- (1) Performance curves refer to operative conditions to air at 15°C temperature and 1013 hPa (abs) pressure measured at inlet port. Tolerance on capacity and temperature values: +/-10%.  
1 hPa = 1 mbar
- (2) Allowed tolerance for supplied voltage: +/-10%.
- (3) Noise measured at 1 meter distance in accordance to EN ISO 3744, tolerance: +/-3 dB (A).
- (4) Tolerance about dimensions according to: ISO 2768-c.
- (5) For use with frequencies different from 50Hz, refer to variable frequency table.

For proper installation and safe use of the blower it must be equipped with relief valve and air filter.  
For further details ask for the Compressor connection diagram.

Data subject to change without prior notice.

Tel: ++44(0)1297 529242  
www.aircontrolindustries.com